

2021

in Numbers



Amsterdam

Total Capacity

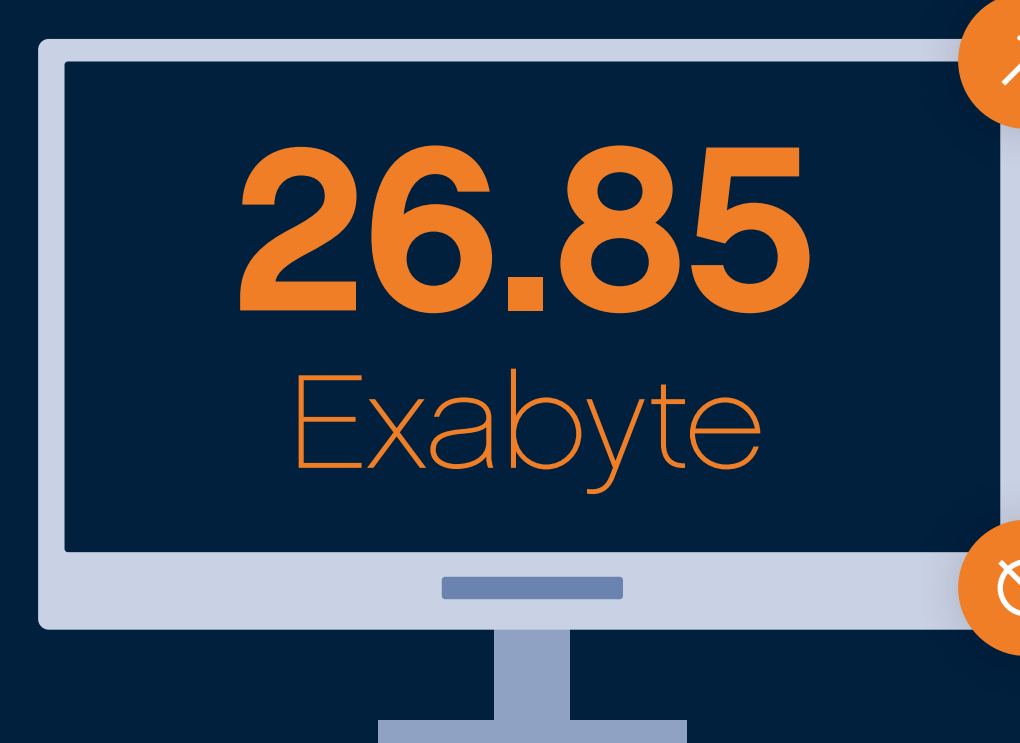
48.6 Tbps



Connected Networks



Total Internet Traffic Volume



+18% Growth compared to the volume in 2020 (=22.77 EB)

2.2 EB Monthly average traffic volume

Peak Traffic

10.83



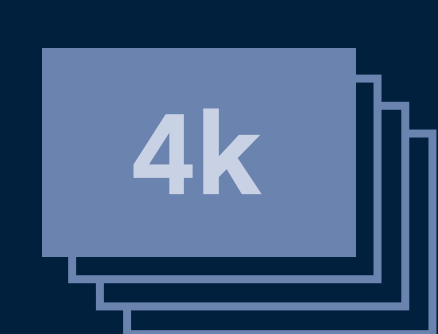
10.83 Terabit per second corresponds to:



2,166,000 simultaneous HD (1080p) video streams (5 Mbit)



264,404,297 typed A4 pages (text/plain, UTF-8, fixed-width 10pt font, 80x62) (5 KiB)



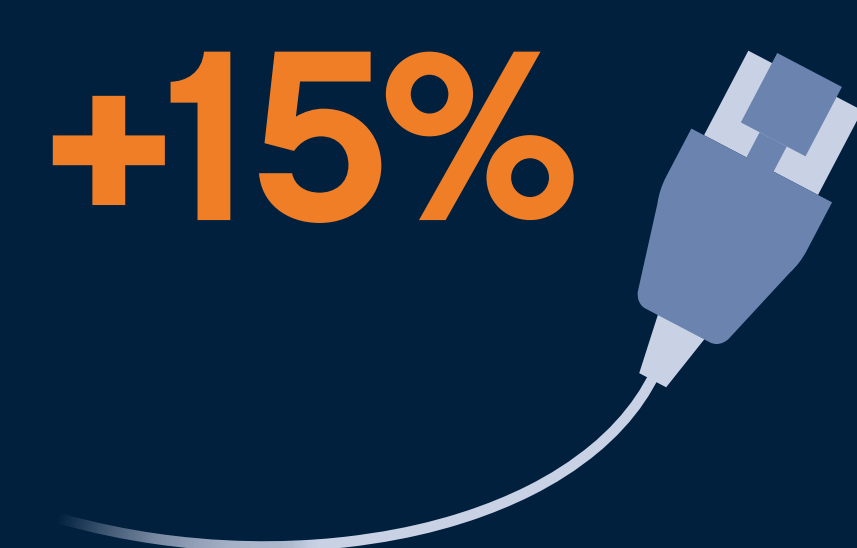
433,200 Simultaneous 4k streams (25 Mbit)



234,308 volumes of "The Complete Works of William Shakespeare" (text/plain, UTF-8) (5.51 MiB)

100G Active Ports

+15%



2020 **359 Ports** 2021 **413 Ports**

Number of POPs



Points of Presence in Amsterdam Metro

GRX Peak Traffic


205.9 Gbps



+80% Growth


2020 **114.5 Gbps** 2021 **205.9 Gbps**

New Customers



15% NL 47% Europe (excl. NL) 38% Outside Europe

Total Customers




20% NL 50% Europe (excl. NL) 30% Outside Europe



55% Direct 45% Via Reseller

45% of our new members and customers connect via partners

Connected EasyAccess Customers



2020 29 Customers 2021 40 Customers

+38% Growth

AMS-IX around the world

1 Amsterdam

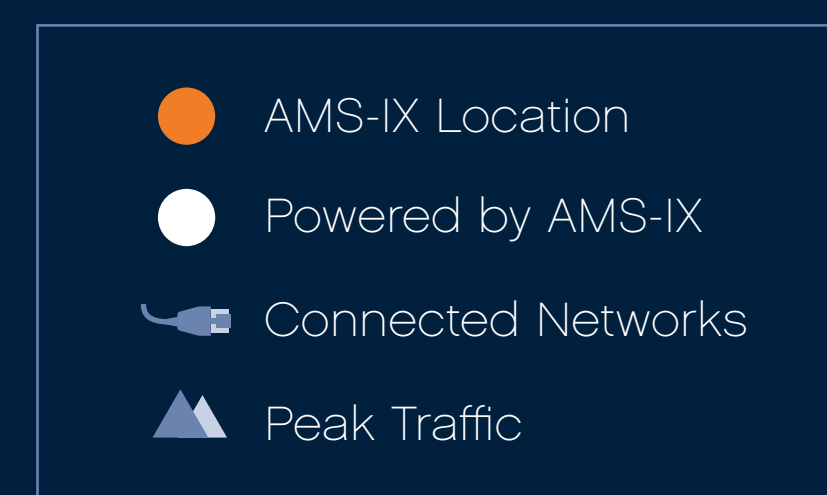
880+ Networks 10.8 Tbps

2 Bay Area

24 Networks 36 Gbps

3 Chicago

24 Networks 155 Gbps



4 Caribbean

12 Networks 28 Gbps

5 Hong Kong

64 Networks 84 Gbps

6 Mumbai

48 Networks 92 Gbps

7 Manama

19 Networks 436 Gbps